


# Bulk Boxes




Bulk Boxes are easy to collapse and stack securely, loaded or folded, to save freight and storage costs



Structural foam lids provide heavy-duty strength and prevent contamination. Available on select Bulk Boxes.

- Manufactured from HDPE structural foam plastic for strength and long service.
- Durability for hundreds of round trips with low cost per-trip.
- Backed by a 3-year warranty.

Post & pocket panels or snap-lock latches for smooth collapse and set-up



Drop doors allow quick, easy access to contents

Four-way forklift entry for efficient loading, unloading, and maneuvering in trailers and storage areas

Additional reinforced ribbing strengthens legs for maximum durability and even weight distribution

## Heavy-Duty Bulk Box

- The Heavy-Duty line is structural foam molded and will support loads up to 2,500 lbs.
- Reinforced base with 3 steel runners for durability.
- Interlocking side panels form continuous reinforcing ribs for strength.
- 4-way fork entry for easy handling.
- Colors: Black, Blue, and Lt. Gray.



BH48403420

Drop doors allow easy access to product: 0, 1, or 2 door options

Steel corner hit plates deflect fork tines and extend box life

### Heavy-Duty Bulk Boxes

Model No.	Inches			Dimensions			Capacity	
	L	W	H	L	W	H	Lbs.	Kg
✓BH48403420	47 <sup>5</sup> / <sub>8</sub>	39 <sup>3</sup> / <sub>4</sub>	33 <sup>7</sup> / <sub>8</sub>	1210	1010	860	2500	1134
✓BH48453420	47 <sup>5</sup> / <sub>8</sub>	44 <sup>5</sup> / <sub>8</sub>	34	1210	1133	864	2500	1134
<b>Lids</b>								
✓TH484002001	48 <sup>3</sup> / <sub>8</sub>	40 <sup>1</sup> / <sub>16</sub>	2 <sup>1</sup> / <sub>8</sub>	1229	1027	54	-	-
✓TH484502001	48 <sup>1</sup> / <sub>4</sub>	45 <sup>1</sup> / <sub>4</sub>	2 <sup>1</sup> / <sub>4</sub>	1226	1149	57	-	-

### Lid




TH484002001

## Extended Length Bulk Box

- Extended length holds extra-large, extra-long parts.
- Unique, reinforced design delivers secure, rigid stacking.
- Solid, one-piece base for handling any load up to 2,000 lbs.
- Long side walls collapse first to prevent wall bowing in storage.
- Color: Black.

Extra-long drop doors provide quick, easy access to contents



B564483411

Spring-loaded latches ease assembly and knock-down

Optional steel hit plates deflect fork tines to prevent spearing

### Extended Length Bulk Boxes

Model No.	Inches			Dimensions			Capacity	
	L	W	H	L	W	H	Lbs.	Kg
B564483411	64 <sup>1</sup> / <sub>2</sub>	48	34	1638	1219	864	2000	907
B570483411	70	48	34	1788	1219	864	2000	907

# Industry Standard Bulk Box

\*Optional lids protect contents from debris.

Available in Black and Blue

- Industry Standard Bulk Boxes are perfect for many manufacturing applications, providing superior product protection for loads up to 1,800 lbs.
- 2 drop doors for quick access.
- Structural foam construction gives long service life.

Snap-lock latches for easy set-up or knock-down

4-way forklift entry for easy movement



Interlocking side panels form continuous reinforcing ribs for strength

Reinforced legs for maximum durability

BX48453420

## Industry Standard Bulk Boxes

Model No.	Outside Dimensions						Capacity	
	Inches			mm			Lbs.	Kg
	L	W	H	L	W	H		
BS32302520	32	30	25	816	762	635	1800	817
✓BS32303420	32	30	34	816	762	864	1800	817
✓BX48453420	48	45	34	1219	1143	864	1800	817
Lids								
✓TS32300200	32¾	30¾	2½	832	781	64	-	-
✓TS48450300	49	46	2	1245	1168	51	-	-

BS Series stocked in Black / BX Series stocked in Blue.

## Lid



TS32300200

# General Purpose Bulk Box


\*Optional lids protect contents from debris.

Available in Gray

- A perfect choice for lighter-weight material handling. General Purpose Bulk Boxes can be used in applications from agriculture and general manufacturing to plastic parts transport.
- Redesigned base and walls provide an increased capacity to 1,500 lbs.

Extra-deep drop door allows easy access to contents

4-way forklift entry for easy movement



BG48403302

Easy Set-Up and Knockdown

Side latches secure panels and doors

## General Purpose Bulk Boxes

Model No.	Outside Dimensions						Capacity	
	Inches			mm			Lbs.	Kg
	L	W	H	L	W	H		
BG48403302	48	40	34	1219	1016	864	1500	680
Lid								
TS48400200	49	41½	2	1245	1044	51	-	-

## Lid



TS48400200

# Tugger Cart

- Ideal for pallets and bulk boxes with 40" x 48" footprints
- 11-gauge steel
- Durable powder-coated welded construction
- Heavy-duty manual hitch (female)

8" Carlisle pneumatic casters

Bulk Box sold separately



1" diameter pin allows coupling of multiple units to tugger (custom hitches available)

## Tugger Cart

Model No.	Description	Cart Dimensions		Cart Weight
		L x W x H (inches)	L x W x H (mm)	
RD858FP4048TG	Tugger Cart	74 x 41 x 12½	1880 x 1041 x 318	1800 lbs.

All stock items are marked with "✓"

# Storage Bins

## SOS™ Storage Bins

- Roto molded of LLDPE.
- Impact resistant.
- Double wall, lockable lid (lock not included).
- Nestable
- Water resistant
- Four convenient sizes



SOS™ Storage Bins

Model No.	Cubic Feet	Outside			Maximum Load	Ship Wt.
		L	W	H		
✓ SOS 5.5	5.5	34	24	24	500 lbs.	35 lbs.
✓ SOS 11	11	42	29	30	1000 lbs	50 lbs.
SOS 18	18.5	48	33	34	1750 lbs	65 lbs.
SOS 36	36	72	36	36	3500 lbs	88 lbs.

## Nesting Fork Lift Bins

- 4 way entry.
- Stackable with covers.
- Barrel type nesting stops prevent jamming.
- Rotator bars optional
- Cover included



Nesting Fork Lift Bins

Model No.	Cubic Feet	Outside			Maximum Load	Ship Wt.
		L	W	H		
✓ 4800	24	48	42	30	1200 lbs.	75/30 lbs.
4900	38	44	44	46	2000 lbs	90/30 lbs.

4900 is not pallet truck accessible.



## Structural Column Protectors

- Easy to assemble.
- Flexible Deflection design.
- No tools required.
- 100% Rust Proof U.V. Protected.

Structural Column Protectors

Model No.	Height	Outside Dimension	Fits Column
C6	42	24	6
C8	42	24	8
C10	42	24	10
C12	42	24	12